

MONTHLY MEMBERSHIP PROGRESS REPORT

District 2 X3

Results as of: 8/31/2024

GMT:

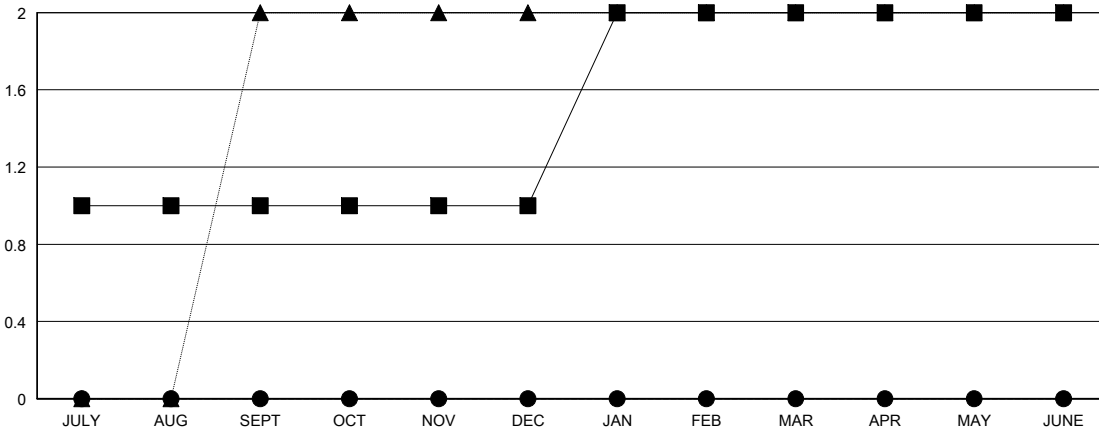
LOCATION TEXAS

GMT CA

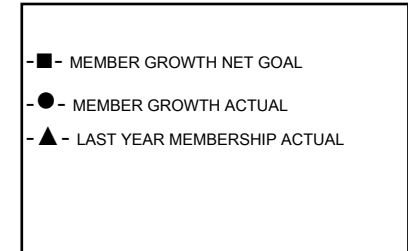
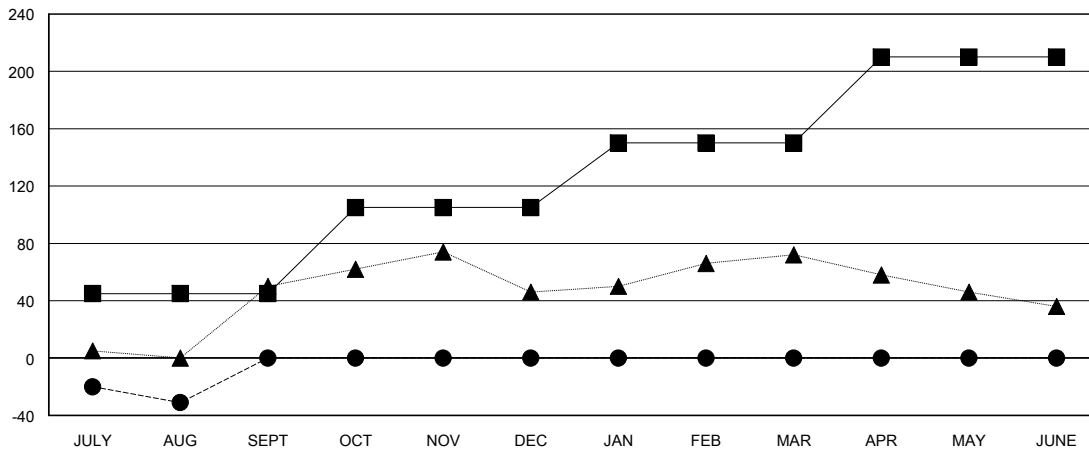
Clubs			
RESULTS FOR 2024-2025			
QUARTER	NEW CLUB GOAL	NEW CLUBS	DROPPED CLUBS
JULY/AUG/SEPT	1	0	0
OCT/NOV/DEC	0	0	0
JAN/FEB/MAR	1	0	0
APR/MAY/JUNE	0	0	0

Members			
RESULTS FOR 2024-2025			
QUARTER	MEMBER GROWTH NET GOAL	MEMBER GROWTH ACTUAL	DROPPED MEMBERS ACTUAL (including transfers)
JULY/AUG/SEPT	45	23	48
OCT/NOV/DEC	60	0	0
JAN/FEB/MAR	45	0	0
APR/MAY/JUNE	60	0	0

GOALS AND ACTUAL NEW CLUBS CUMULATIVE



GOALS AND ACTUAL MEMBERS CUMULATIVE



DROPPED CLUBS: 0	
DROPPED MEMBERS	
DECEASED	1
CLUB CANCELLED	0
OTHER	47
TOTAL	48

10 CLUBS OF 49 ADDED 1 OR MORE NEW MEMBERS

GENDER DISTRIBUTION	
MALE	819 (61.63%)
FEMALE	509 (38.30%)

[CLICK HERE FOR CUMULATIVE MEMBERSHIP DATA](#)

TOTAL FAMILY UNIT MEMBERS	161
FAMILY MEMBERS PAYING HALF DUES	81